






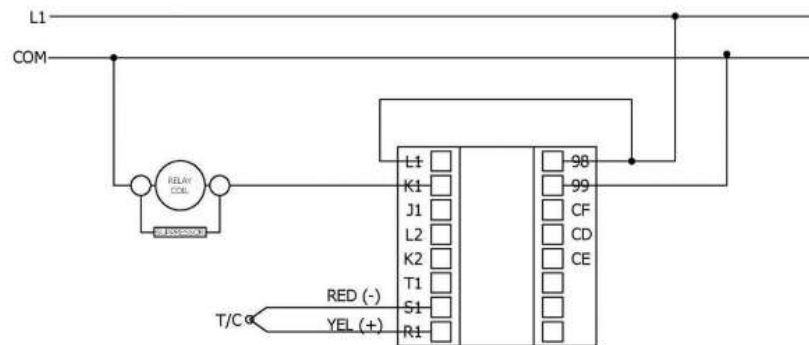




Programming of the 80-619 Watlow Controller:

1. To enter the **Setup Menu**, press and hold the  &  for 3 seconds
2. Use  to scroll to: **L in** – set to **H**
3. Scroll to: **r.hi** – set to **1000**
4. Scroll to: **Fn 1** – set to **hEAT**
5. Press  to exit Setup
6. Change the Set Point to **750**
7. Press  to enter the **Operations Menu**
8. With **Aut** displayed – set to **yES**
9. After Autotune is complete, hold  &  for 3 seconds
10. With **Loc** displayed – set to **2**

WIRING:



800-654-4205 – 1100 Jefferson Street – Pacific, MO 63069 USA
www.bbcind.com